

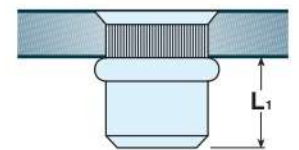
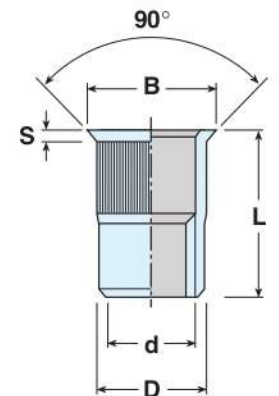



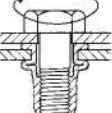
# INSERTI FILETTATI ZIGRINATI A TESTA RIDOTTA IN ACCIAIO

Acciaio Zincato C4C



d 6H	D mm	B mm	S mm	 mm	 mm	L <sub>1</sub> mm	L mm
M4	5,9	6,75	0,5	6	0,5÷1,5	6,5÷7,0	10
M5	6,9	8	0,6	7	0,5÷2,0	7,5÷8,0	12
M6	8,9	10	0,6	9	0,5÷2,0	9,0÷9,6	13,5
M8	10,9	12	0,6	11	1,0÷2,5	10,7÷11,4	16,5
M10	12,9	14	0,9	13	0,5÷3,5	10,5÷11,8	21,0
M12	14,9	17	0,8	15	1,0÷3,5	13,3÷14,5	21,0



d		
	Trazione (N)	Coppia max serraggio (Nm)
	Acciaio	Acciaio
M4	6.000	3,8
M5	10.000	6,0
M6	15.000	11,5
M8	22.500	22,0
M10	33.800	53,0